

## Advanced Prototyping

Prof. Steven S. Salterman, <http://salterman.umn.edu/>



---

---

---

---

---

---

---

---


---

---

## Raynaud's Team



Brett Levac



Jennifer Chmura



James Kerber and Kushal Sehgal



Emily Wagner



Dr. Jerry Molitor



Prof. Salterman

Steven S. Salterman

---

---

---

---

---

---

---

---

---

---

## BMEN 3151 Poster

### Vasospasm Treatment

BMEN 3151 Medical Device Practicum

Steven S. Salterman, PhD and Student  
Team Members: Brett Levac, Jennifer Chmura, James Kerber, and Kushal Sehgal

#### Clinical Problem

Raynaud's is a disease which presents itself as digital numbness, pain, and flushed colour whenever the patient is exposed to cold temperatures. This is thought to be caused by restricted blood flow, however the underlying mechanisms are not well understood. It is thought to be caused by an underlying autoimmune issue and is commonly genetic. If this disease is not treated by keeping the affected areas warm and cleaning these areas properly, sores can develop. If these sores are not treated correctly gangrene or open wounds may develop. This can be life threatening if not properly treated. This disease is quite common, occurring in 3-4% of the United States population. This disease typically does not result in death, however the sores that develop as a result of the reduced blood flow can be life threatening. The symptoms can sometimes be reduced with calcium channel blockers and vasodilators, however, the effectiveness of these drugs is commonly lower than hoped and may result in side effects for many patients.

#### Needs Statement

"Patients suffering from Raynaud's need an effective way to reduce Raynaud's symptoms without drugs, in a cost effective manner with less potential side-effects."

#### Market Analysis

If we assume that one in five people with Raynaud's will develop gangrene each year, and use the cost code 173.01 (Raynaud's with gangrene) then the following calculations can be performed:  
330 million (The number of people in the US)  
\* 4% of population (The approximate percent of the population with Raynaud's)  
= \$8,007 (Cost per treatment of Raynaud's with gangrene)  
\* 15 (Percent of Raynaud's sufferers that get gangrene each year)  
= \$25.6 billion/year is the treatment of resulting gangrene disease alone. This does not account for the societal impact of the discomfort and pain nor does it account for other, non gangrene complications resulting from this disease.

Steven S. Salterman

---

---

---

---

---

---

---

---

---

---

### Medical Device Solution

The first iteration of our design will include two LED panels which emit a 430nm wavelength of light, which triggers the vessels to widen thus reducing the symptoms of Raynaud's. This wavelength and its effects on vessels was shown by Sikka in "Melanopsin mediates light-dependent relaxation in blood vessels" which demonstrated efficacy of blue light to vasodilate in rat aortas, however this has not been shown in humans. This device is meant to be an initial exploratory device. After the IRB procedures, if we have proof that this treatment method provides promising results in human studies, we seek to adapt this prototype to a design that is in the form of gloves. These gloves will come with linings containing micro LEDs emitting light in the 430nm regime or have fiber optics to deliver the light. This design will allow users to stay on the move while still receiving treatment.

Steven S. Sallerman

---

---

---

---

---

---

---

---

### Photo History



Brett Levac at Axman Store & MDC

Steven S. Sallerman

---

---

---

---

---

---

---

---

### Foam Board Mockup



Foamboard Mockup with Attached Artwork

Steven S. Sallerman

---

---

---

---


---

---

---

---

## Prototype 1



Steven S. Sallerman

---

---

---

---


---

---

---

---

## Prototype 2



Steven S. Sallerman

---

---

---

---


---

---

---

---

## Ideation - Design Meetings



Brett Levac, Kushal Sehgal and James Kerber in MDC

Steven S. Sallerman

---

---

---

---

---

---

---

---

## Prototype 3



Steven S. Sallerman

---

---

---


---

---


---

---

---



Prototype Optical Stack Front View



Prototype Optical Stack & Hand Compartment

Steven S. Sallerman

---

---

---


---

---

---

---

---



Brett Levac Checking Prototype with Spectrophotometer

Steven S. Sallerman

---

---

---

---


---

---


---

---

## Prototype 4



Computer Rendering of Entire Assembly



Cut-away View



Computer Rendering of Optical Stack

Steven S. Sallerman

---

---

---

---

---

---

---

---

## Student Machine Shop



Waterjet Cutter



Parts Ready for Bending in a Brake

Steven S. Sallerman

---

---

---

---

---

---

---

---

## Finishing the Chassis



Post-Bending



Post-Powder Coating



Assembly

Steven S. Sallerman

---

---

---

---


---

---

---

---

## Solvent Bonding Parts into Assemblies



Optical Stack Assembly  
Solvent for Plastics: Methylene Dichloride



Steven S. Sallerman

---

---

---

---

---

---

---

---

## Optical Stack, Hand Enclosure & Calibration



Insertion of Opaque Hand Enclosure into Optical Stack



Calibration of an LED Panel

Steven S. Sallerman

---

---

---

---

---

---

---

---

## Printed Circuit Board



Steven S. Sallerman

---

---

---

---

---

---

---

---

## Making Thermocouples



Tools and Cables for Spot Welding




Graphite Welding Electrode Block & Cable



Wire held with welding pliers at the base of the twisted bare wire.



Aluminum Mold for Epoxy Encasement of Welded TC



Finished Sensor



TC Connector Plug - Type K

Steven S. Sallterman

---

---

---

---

---

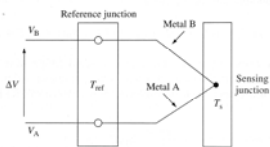
---

---

---

## Thermocouple Principle...

- Potentiometric devices fabricated by the joining of two different metals forming a sensing junction:
  - Based on the thermoelectric *Seebeck effect* in which a temperature difference in a conductor or semiconductor creates an electric voltage:



$$\Delta V = \alpha_s \Delta T$$

Where

$\Delta V$  is the electrical voltage,

$\alpha_s$  is the Seebeck coefficient expressed in volts/K<sup>o</sup>, and

$\Delta T$  is the temperature difference ( $T_s - T_{ref}$ ).

Steven S. Sallterman

Gardner, JW, VK Varadan and OO Awadelkarim, *Microsensors, MEMS and Smart Devices*. John Wiley & Sons, Ltd. W. Sussex (2001).

---

---

---

---


---

---

---

---

## Polycarbonate Front Panel



Steven S. Sallterman

---

---

---

---

---

---

---

---

## Final Device in Clinical Study Rehearsals



Kushal Sehgal, James Kerber & Emily Wagner

Steven S. Sallerman

---

---

---

---

---

---

---

---